

# Standards Recognition Entity FY21 Performance Data

The U.S. Department of Labor has recognized 27 organizations as Standards Recognition Entities (SREs), which are required to submit an annual performance report to DOL. The data below was submitted by SREs during the first annual reporting period of October 1, 2020 – September 30, 2021. Note: 21 of the 27 SREs did not recognize any IRAPs and therefore did not have performance data to submit; this is indicated by "N/A" in the table below.

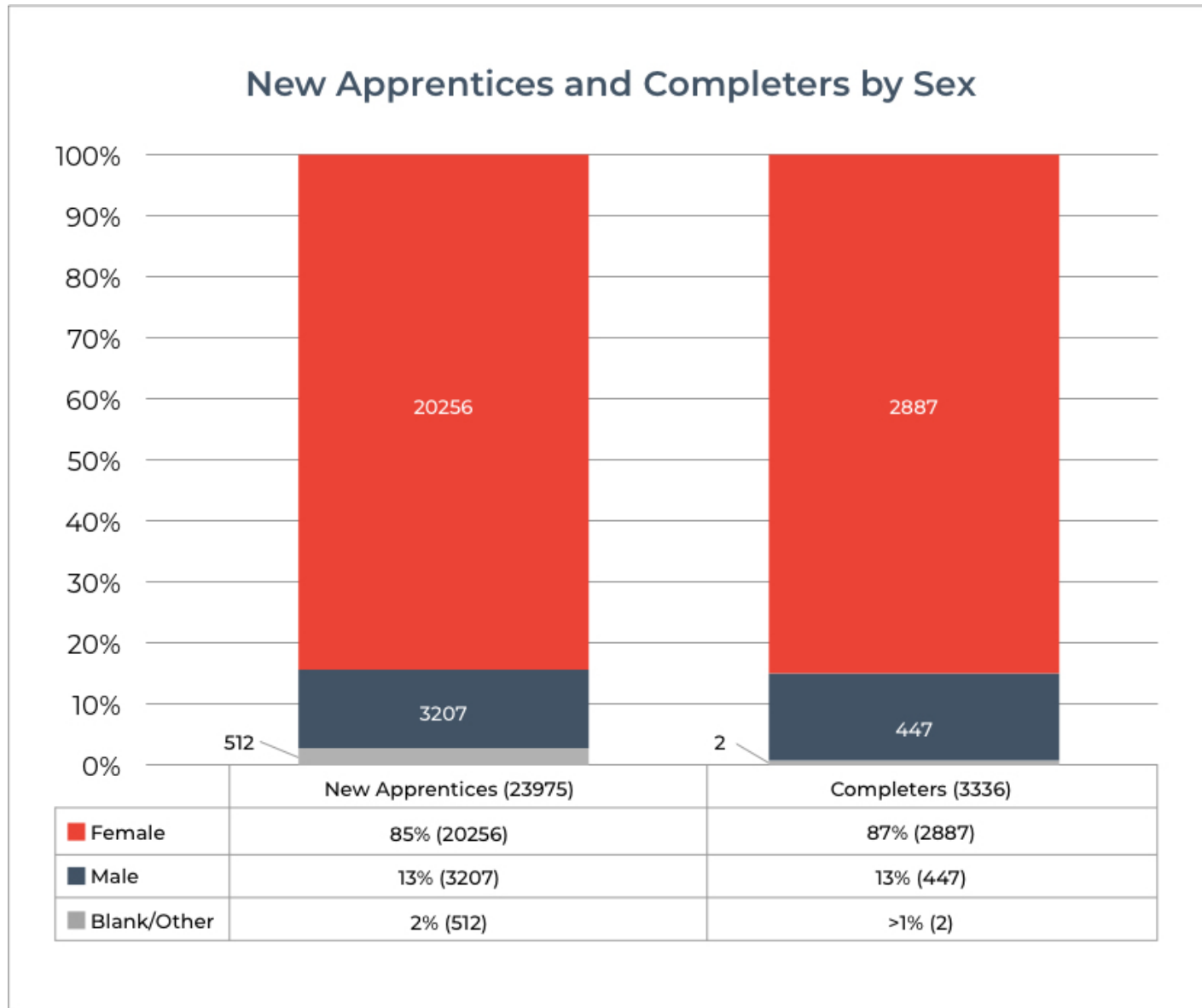
## IRAP Enrollment, Completion, and Outcome Data by SRE

SRE Name	IRAPs Recognized	Apprentices Served	Number of Completers	Completion Rate	Median Length of Time for Completion (Days)	Training Cost Per Apprentice	Average Earnings of All Completers	Credentials Earned by Completers
AED Foundation	1	14	0	0%	N/A	\$48,500	N/A	N/A
Alabama Office of Apprenticeship	0	N/A	N/A	N/A	N/A	N/A	N/A	N/A
American Nurses Credentialing Center (ANCC) - Practice Transition Accreditation Program® (PTAP)	167	23,781	3,336	69%	292	\$11,465	\$65,796.60	3,336
ANSI National Accreditation Board	1	0	N/A	N/A	N/A	N/A	N/A	N/A
Apprenticeship Missouri SRE	0	N/A	N/A	N/A	N/A	N/A	N/A	N/A
ApprenticeshipNC	0	N/A	N/A	N/A	N/A	N/A	N/A	N/A
Arizona Insurance Institute	0	N/A	N/A	N/A	N/A	N/A	N/A	N/A
ASCET - West Michigan Works!	0	N/A	N/A	N/A	N/A	N/A	N/A	N/A
Center for Business Acceleration	0	N/A	N/A	N/A	N/A	N/A	N/A	N/A
Colorado Community College System	0	N/A	N/A	N/A	N/A	N/A	N/A	N/A
Commonwealth of Kentucky Department for Workforce Investment	0	N/A	N/A	N/A	N/A	N/A	N/A	N/A

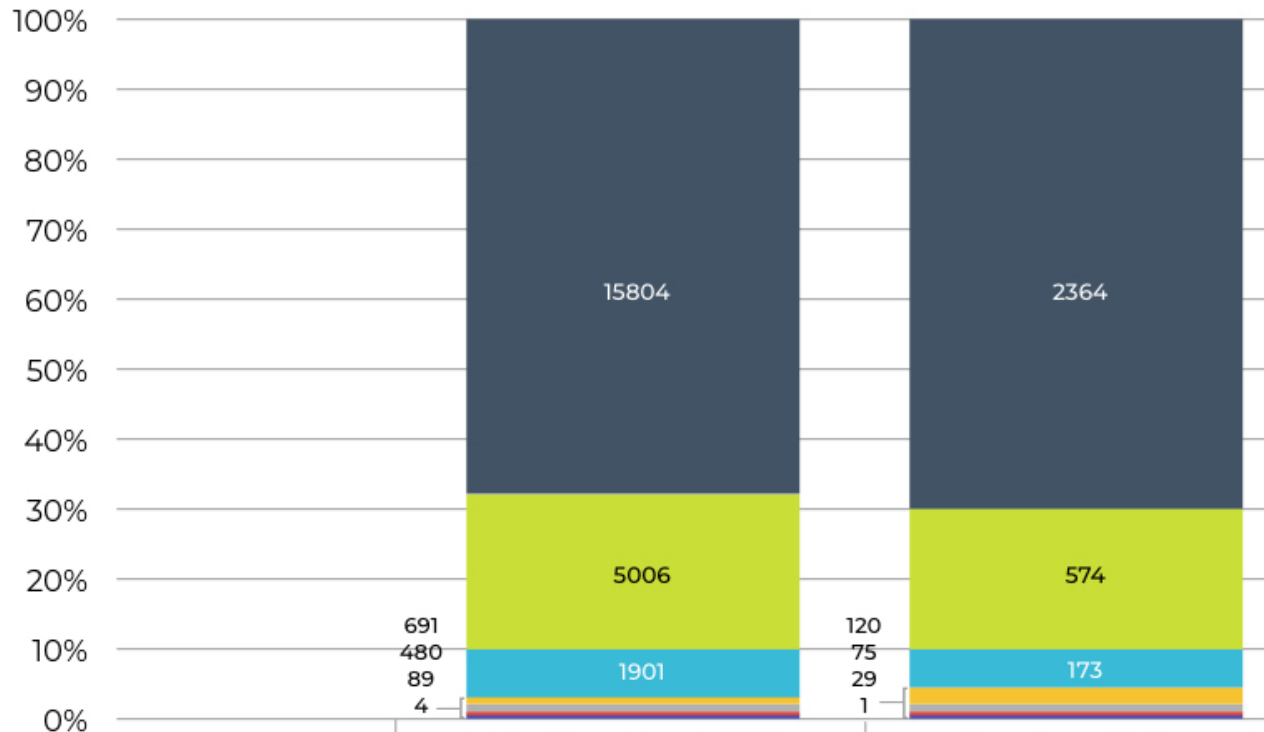
SRE Name	IRAPs Recognized	Apprentices Served	Number of Completers	Completion Rate	Median Length of Time for Completion (Days)	Training Cost Per Apprentice	Average Earnings of All Completers	Credentials Earned by Completers
Custom Training Solutions, a div. of Northwest State Community College	0	N/A	N/A	N/A	N/A	N/A	N/A	N/A
Energy Sector Security Consortium, INC	0	N/A	N/A	N/A	N/A	N/A	N/A	N/A
FANUC	0	N/A	N/A	N/A	N/A	N/A	N/A	N/A
FASTPORT, Inc.	0	N/A	N/A	N/A	N/A	N/A	N/A	N/A
Franklin Apprenticeships	1	0	N/A	N/A	N/A	N/A	N/A	N/A
Institute for American Apprenticeship at Vermont HITEC	0	N/A	N/A	N/A	N/A	N/A	N/A	N/A
Iowa Department of Education	0	N/A	N/A	N/A	N/A	N/A	N/A	N/A
Ivy Tech Community College of Indiana	0	N/A	N/A	N/A	N/A	N/A	N/A	N/A
National Institute for Metalworking Skills (NIMS)	7	156	0	0%	N/A	\$1,090	N/A	N/A
National Urban League	0	N/A	N/A	N/A	N/A	N/A	N/A	N/A
Network Partners (Network Packaging Group, LLC)	1	24	0	0%	N/A	\$29,795	N/A	N/A
New Jersey Manufacturing Extension Program	0	N/A	N/A	N/A	N/A	N/A	N/A	N/A
Peregrine Technical Solutions	0	N/A	N/A	N/A	N/A	N/A	N/A	N/A
Smart Automation Certification Alliance	0	N/A	N/A	N/A	N/A	N/A	N/A	N/A
Texas Workforce Commission	0	N/A	N/A	N/A	N/A	N/A	N/A	N/A
WTIA Workforce Consulting	0	N/A	N/A	N/A	N/A	N/A	N/A	N/A
<b>Total</b>	<b>178</b>	<b>23,975</b>	<b>3,336</b>	<b>69%</b>	<b>292</b>	<b>\$22,712.50</b>	<b>\$65,796.60</b>	<b>3,336</b>

## SRE Demographic Data

The following charts show aggregate demographic info (Sex, Race, Ethnicity) for the four SREs that reported IRAPs with active apprentices (AED Foundation, American Nurses Credentialing Center, National Institute for Metalworking Skills, and Network Partners).

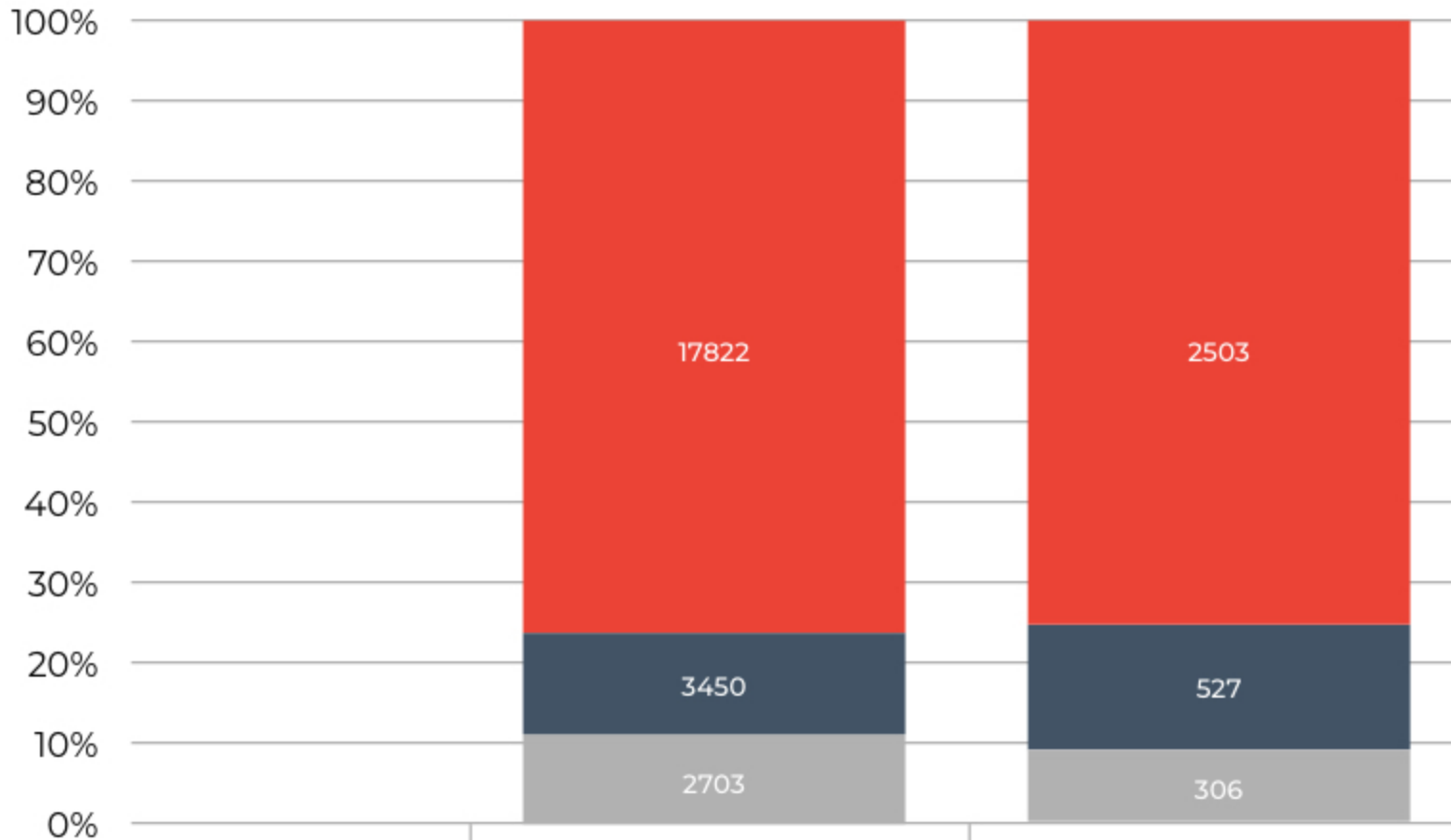


## New Apprentices and Completers by Race



	New Apprentices (23975)	Completers (3336)
White	66% (15804)	71% (2364)
Blank/Other	21% (5006)	17% (574)
Black or African American	8% (1901)	5% (173)
Two or More Races	3% (691)	4% (120)
Native Hawaiian or Other Pacific Islander	2% (480)	2% (75)
American Indian or Alaska Native	>1% (89)	1% (29)
Asian	>1% (4)	>1% (1)

## New Apprentices and Completers by Ethnicities



	New Apprentices (23975)	Completers (3336)
■ Non-Hispanic / Latino	74% (17822)	75% (2503)
■ Hispanic / Latino	15% (3450)	16% (527)
■ Blank/Other	11% (2703)	9% (306)

